

# Welcome to Global-Energy Marketplace!

In this manual you will get a quick 'how-to' about placing your advertisement on Global Energy Marketplace.

Follow the steps below and start using Global Energy Marketplace today!

We assume you are a registered member. If not, first download the other manual in our FAQ section and register.

For placing an advertisement follow these steps.

Step 1:

Go to the homepage [www.global-energy-marketplace.com](http://www.global-energy-marketplace.com)


Click on one of the 'Member login'-buttons as displayed below.

The screenshot shows the homepage of Global Energy Marketplace. At the top right, there is a navigation menu with links: Home | Search | Contact | FAQ | How to place an ad | Member login. The 'Member login' link is circled in red. Below the navigation is the Global Energy marketplace logo. To the right of the logo are three buttons: Place ad, My marketplace, and Search. Below these is a 'Home' button. On the left side, there is a search form with fields for 'Part number' and 'Description', and a 'Search' button. To the right of the search form is a 'Join us!' section with a 'Register for free!' button. Below that is an 'Already a member?' section with a 'Member login' button, which is also circled in red. At the bottom right, there is a large banner that says 'Register today...'. The footer contains copyright information and various payment logos.

## Step 2:

Fill in your personal account information and press the 'login'-button.

[Home](#) | [Search](#) | [Contact](#) | [FAQ](#) | [How to place an ad](#) | [Member login](#)



**Global Energy** marketplace

[Place ad](#) | [My marketplace](#) | [Search](#)

**Login**

**Global Energy members login here** [Forgot your password?](#)

Email address

Password

**Login**

**Information**

- [About Global Energy](#)
- [Register for free](#)
- [Frequently asked questions](#)

**Join Global Energy Marketplace today and Advertise for Free ( see right side menu! )**

Global Energy Marketplace - The spare parts marketplace for the power generation sector - generates online business-to-business opportunities for global trade of spare parts and used equipment. You can find and promote your trade leads, products like gas turbine parts for General Electric ®, Siemens ®, leeds and northrup ®, thomassen ®, compressors, Nuovo Pignone ®, Westinghouse ®, ABB ®, Ruston ®, Rustronic ®, Speedtronic ®, Simatic ®, LM turbines, heavy-duty turbines, circuit boards, cap and liners, turbine control systems, allen Bradley ®, GEFanuc ®, fuel nozzles, bucket kits, airfoils, blades, bently Nevada ®, steam turbine parts, steam turbine repair parts, mark, DLN, 1st stage nozzle, compressor rotor blades, stator blades, turbine controls, frame, exhaust kits, modules, print cards, speed tronic ® , valve, lvd, bleed valve, servo valve, calibration suitcase, rotor, turbocharger, MAN ® , Rolls Royce ® , gear box, bearing, seal, oil deflector, oil pump, transformer, generator, generator bearing, gearbox, Lufkin ® , BCC ® , John Brown ® , turbine services, spiral wound gasket, hexagon bolt, all on one trade portal !

**global-energy-marketplace.com is the marketing tool that helps you generate cash: just put your stock inventory online and start selling !**

### Step 3:

Now you have reached your personal section on Global-Energy Marketplace, called 'my marketplace'. Now you proceed as follows:

Click on the Place add button which is shown on the picture below.

Home | Search | Contact | FAQ | How to place an ad | Contact | Logout

**Global Energy** marketplace

Place ad My marketplace Search

My marketplace

**Welcome** [Edit my account](#)  
This is your personal account.

**My favorite ads**  
These are the advertisements you wish to remember.  
[My list](#)

**My Bundles**  
A complete overview of your purchased bundles. Select the bundle for editing.

| No | Bundle | Order | Bought | Expired | No of ads | Active | Place ad |
|----|--------|-------|--------|---------|-----------|--------|----------|
|    |        |       |        |         |           |        |          |

**Place an ad**  
Either for sale or wanted.  
[Buy now!](#)

**Banner**  
Promote your company.  
[Learn more!](#)

### Step 4:

Click on the 'buy'-button to get your free advertisements. ( the price is 0.00 usd, so it is free. You get 20 free ads every time )

Home | Search | Contact | FAQ | How to place an ad | Contact | Logout

**Global Energy** marketplace

Place ad My marketplace Search

Place ad


**Love discount?**  
Check out our special introduction offer

| Bundle               | Description   | No of ads | Price USD |                     |
|----------------------|---|-----------|-----------|---------------------|
| Introduction package | Using this platform is free of charge; you only need to register yourself and you can easily create commercial advertisements for your products - free of charge. Advertisements are not only visible on this platform, but can easily be found with all search engines; world-wide | 20        | 0,00      | <a href="#">Buy</a> |

Step 5:

Make sure that the information in the mandatory fields is filled in correctly and press on the 'confirm'-button.

[Home](#) | [Search](#) | [Contact](#) | [FAQ](#) | [How to place an ad](#) | [Contact](#) | [Logout](#)



[Place ad](#) | [My marketplace](#) | [Search](#)

Buy Bundle (step 1 of 3)

**Please check your account information**

Title

First name

Last name

Email address

Company name

Address  Nr

City

Country

Phone number

VAT number


Show contact info

Want to edit your account? [click here.](#)

## Step 6:

Press confirm like displayed on the picture below. You will get an invoice from us of 0.00 usd.

[Home](#) | [Search](#) | [Contact](#) | [FAQ](#) | [How to place an ad](#) | [Contact](#) | [Logout](#)



[Place ad](#) | [My marketplace](#) | [Search](#)

Buy Bundle (step 2 of 3)

**Buy bundle**

|                       |   |
|-----------------------|---|
| Bundle name           | <input type="text" value="Introduction package"/> |
| No of Ads             | <input type="text" value="20"/>                   |
| Price ex. VAT (USD)   | <input type="text" value="0,00"/>                 |
| Price incl. VAT (USD) | <input type="text" value="0,00"/>                 |
| Our reference         | <input type="text" value="1068"/>                 |

The advertisements in your bundles can be used immediately after completing the bundle registration process. An invoice will be sent to the email address you registered with us; you can pay by wire transfer.

***IMPORTANT:*** After this step you will see that your request is completed, and you will receive a confirmation email to complete the process. Depending on your system settings this email might possibly get stuck in your junk-folder because it is an automated message with an encrypted link for safety.

## Step 7:

Click on the confirmation link which is in the email that you have received, and you are ready to go place your advertisements.

Step 8:

Go to 'my marketplace' where you can find your free advertisement package. You have 20 ads now.

Make sure that you click on 'My marketplace', in that case you will see the same screen as below where you can click on your free advertisement package.

Home | Search | Contact | FAQ | How to place an ad | Contact | Logout



# Global Energy marketplace

Place ad **My marketplace** Search

My marketplace

**Welcome** [Edit my account](#)

This is your personal account.



**My favorite ads**

These are the advertisements you wish to remember.

[My list](#)

**My Bundles**


A complete overview of your purchased bundles. Select the bundle for editing.

| No | Bundle                       | Order | Bought | Expired | No of ads | Active | Place ad                 |
|----|------------------------------|-------|--------|---------|-----------|--------|--------------------------|
|    | <b>Introduction package*</b> |       |        |         | 20        | 0      | <a href="#">Place Ad</a> |

Step 9:

In the following screen click on the 'Place new ad'-button.

Home | Search | Contact | FAQ | How to place an ad | Contact | Logout



# Global Energy marketplace

Place ad **My marketplace** Search

My marketplace

**Introduction package**

A complete overview of the selected bundle.

**Edit advertisements**

Click the edit button to edit the ad. Click on a part number to view the ad.

**Your bundle ads**

Active ads: 0  
Ads left: 20  
Total of ads: 20


[Place new ad](#)

Step 10:

Enter all product details on this screen and press the 'Continue'-button.

Prices can only be entered in USD because of our international presence. You can alter this price anytime based on the exchange rate.

[Home](#) | [Search](#) | [Contact](#) | [FAQ](#) | [How to place an ad](#) | [Contact](#) | [Logout](#)

[Place ad](#)[My marketplace](#)[Search](#)

---






My marketplace

[Advertisement Information](#) | [Advertisement Images](#) | [Preview](#) | [Confirmation](#) | [Save advertisement](#)

|                            |  |
|----------------------------|--|
| <b>Type ad *</b>           | <input type="text" value="Spare parts"/> |
| <b>Manufacturer*</b>       | <input type="text" value="OEM"/>         |
| <b>Part number *</b>       | <input type="text" value="12345"/>       |
| <b>Short Description *</b> | <input type="text" value="TEST"/>        |
| <b>Quantity</b>            | <input type="text" value="1"/>           |
| <b>Condition</b>           | <input type="text" value="New"/>         |
| <b>Warranty</b>            | <input type="text" value="12 months"/>   |
| <b>Running hours</b>       | <input type="text" value="0"/>           |
| <b>Region *</b>            | <input type="text" value="Europe"/>      |
| <b>Delivery</b>            | <input type="text" value="Ex-works"/>    |
| <b>Price USD *</b>         | <input type="text" value="12345"/>       |






**Teaser text \*(will be displayed by our search module)**

\* Add your short details here \*

**B I** |     

**Description**

\*Give a full description of the item in this area\*

**B I** |     

**Continue**

The description ( step 11 is an important field. Make up a nice text please, so that your advertisement is found more easily )

Step 12:

Click on the 'Browse'-button to browse through your files and select the product pictures for your advertisement

When you have done this, click on the upload button.

Home | Search | Contact | FAQ | How to place an ad | Contact | Logout



# Global Energy marketplace

Place ad | My marketplace | Search

My marketplace

Advertisement Information | **Advertisement Images** | Preview | Confirmation | Save advertisement


Add your Photo's

|         |  |                                       |              |
|---------|--|---------------------------------------|--------------|
| Photo 1 | <input type="text" value="C:\fakepath\rubber duck.jpg"/> | <input type="button" value="Browse"/> | Not uploaded |
| Photo 2 | <input type="text"/>                                     | <input type="button" value="Browse"/> | Not uploaded |
| Photo 3 | <input type="text"/>                                     | <input type="button" value="Browse"/> | Not uploaded |
| Photo 4 | <input type="text"/>                                     | <input type="button" value="Browse"/> | Not uploaded |

Step 13:

After successfully uploading your picture you see the name of your attached file and you can press the 'Continue'-button. Pictures are automatically made to fit.

Home | Search | Contact | FAQ | How to place an ad | Contact | Logout



# Global Energy marketplace

Place ad | My marketplace | Search

My marketplace

Advertisement Information | **Advertisement Images** | Preview | Confirmation | Save advertisement

Add your Photo's

|         |  |                                       |              |
|---------|--|---------------------------------------|--------------|
| Photo 1 | <input type="text" value="upload/adImages/1285852966rubber duck.jpg"/> | <input type="button" value="Browse"/> | Uploaded     |
| Photo 2 | <input type="text"/>   | <input type="button" value="Browse"/> | Not uploaded |
| Photo 3 | <input type="text"/>   | <input type="button" value="Browse"/> | Not uploaded |
| Photo 4 | <input type="text"/>   | <input type="button" value="Browse"/> | Not uploaded |

## Step 14:

Check in the preview screen if everything is ok and confirm this by clicking on the 'continue'-button. Not to worry, you can alter the information in a later stage too, even after activating.

[Home](#) | [Search](#) | [Contact](#) | [FAQ](#) | [How to place an ad](#) | [Contact](#) | [Logout](#)



[Place ad](#) | [My marketplace](#) | [Search](#)

My marketplace

[Advertisement Information](#) | [Advertisement Images](#) | **Preview** | [Confirmation](#) | [Save advertisement](#)



**12345**

|                          |           |
|--------------------------|-----------|
| <b>Short description</b> | TEST      |
| <b>Price</b>             | 12345 USD |
| <b>Manufacturer</b>      | OEM       |
| <b>Condition</b>         | New       |
| <b>Quantity</b>          | 1         |
| <b>Running hours</b>     | 0         |
| <b>Region</b>            | Europe    |
| <b>Warranty</b>          | 12 months |
| <b>Delivery terms</b>    | Ex-works  |

**Contact information**

**Company name**

**Country**

**Address**

**Contact person**

**Phone number**

[View all Ads of this advertiser](#)

**Description**

\*Give a full description of the item in this area\*

**Pictures**




Select picture to enlarge

## Step 15:

Make sure that you selected both 2 checkboxes and press the 'Accept'-button.

Home | Search | Contact | FAQ | How to place an ad | Contact | Logout



Place ad | **My marketplace** | Search

My marketplace

Advertisement Information | Advertisement Images | Preview | **Confirmation** | Save advertisement

**Terms and Conditions**

Global-Energy-Marketplace.com tries to bring buyers and sellers together. However, Global-Energy-Marketplace.com is never involved in the agreement between advertiser and buyer/seller when using the website. If you have a problem with one or more of the users of this website, then you will need to solve this yourself. You will not hold Global-Energy-Marketplace.com and/or its staff, managers and agencies liable for any claims, claims for damages, etc., related to such disputes.

Global-Energy-Marketplace serves as a platform where everyone within the power generation or another sector, in addition to offering spare parts, can search all offerings without any limitation. Global-Energy-Marketplace.com, however, is NOT involved in the actual transaction between buyers and sellers. For that reason, Global-Energy-Marketplace.com cannot influence or take any responsibility for the quality, safety or legality of the objects in an advertisement, the accuracy of the offerings, the authorization of the advertiser to sell objects and the authorization of the buyer to purchase an object. Our services are available to every individual or organization world-wide except for people under the age of 18 years.

**Terms, conditions and privacy policy**  
Please read which terms of use of Global-Energy-Marketplace apply to you during your visit.

**By clicking on the 'accept' button you agree with our terms and conditions.**

Activate your advertisement directly?

I accept all terms and conditions

Back | **Accept**

The following screen appears. At this point you successfully created an advertisement on Global-Energy Marketplace.

Home | Search | Contact | FAQ | How to place an ad | Contact | Logout



Place ad | **My marketplace** | Search

---

My marketplace

---

Advertisement Information | Advertisement Images | Preview | Confirmation | Save advertisement

Your advertisement is saved successfully.  
If you saved your advertisement as a concept, it is not online yet. You must go to 'My Marketplace' to activate the ad.  
Click [here](#) to go back to the bundle overview.



**REMEMBER:**

You can always edit your advertisements by going to 'My marketplace' and press the 'Edit'-button.

| No | Description  | Placed | Expired | Viewed | Active                   | Sold                     | Edit                                |
|----|--|--------|---------|--------|--------------------------|--------------------------|-------------------------------------|
|    | <a href="#">12345</a><br>* Add your short details here * |        |         | 0      | <input type="checkbox"/> | <input type="checkbox"/> | <input type="button" value="Edit"/> |